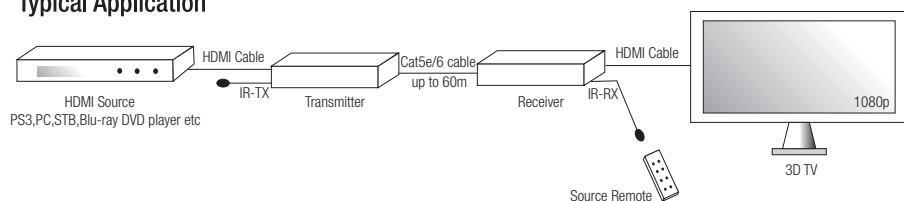


CONNECTING AND OPERATING

- 1) Connect the HDMI input source (such as HD-DVD/ PS3 /STB etc.)into transmitter over HDMI cable.
- 2) Connect the output of transmitter and input of receiver over CAT5E or CAT6 cable.
- 3) Connect the HDMI output (such as: HD-LCD/HD-DLP) into receiver over HDMI cable.
- 4) Connect the IR TX cable into "IR TX" port of the transmitter; Connect the IR RX cable into "IR RX" port of the receiver.
- 5) Connect power adapter in to the transmitter and receiver.

NOTE: Insert/Extract cables gently.

Typical Application



MAINTENANCE

Clean this unit with a soft, dry cloth. Never use alcohol, paint thinner or benzene to clean this unit.

PRODUCT SERVICE

1) Damage requiring service:

The unit should be serviced by qualified service personnel if:

- (a) The DC power supply cord or AC adaptor has been damaged;
- (b) Objects or liquids have gotten into the unit;
- (c) The unit has been exposed to rain;
- (d) The unit does not operate normally or exhibits a marked change in performance;
- (e) The unit has been dropped or the cabinet damaged.

2) **Servicing Personnel:** Do not attempt to service the unit beyond that described in these operating instructions. Refer all other servicing to authorized servicing personnel.

3) **Replacement parts:** When parts need replacing ensure the servicer uses parts specified by the manufacturer or parts that have the same characteristics as the original parts. Unauthorized substitutes may result in fire, electric shock, or other hazards.

4) **Safety check:** After repairs or service, ask the servicer to perform safety checks to confirm that the unit is in proper working condition.

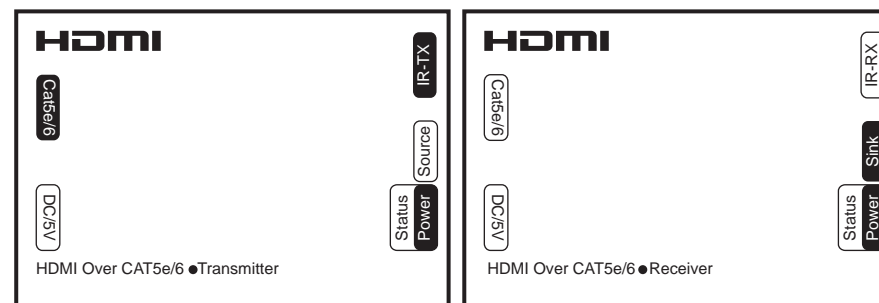
WARRANTY

If your product does not work properly because of a defect in materials or workmanship, our Company (referred to as "the warrantor") will , for the length of the period indicated as below, (Parts(2)Year ,Labor(90) Days) which starts with the date of original purchase ("Limited Warranty period"), at its option either(a) repair your product with new or refurbished parts, or (b) replace it with a new of a refurbished product. The decision to repair or replace will be made by the warrantor.

HDMI Extender Over 60m Single Cat5e/6 cable

Support 3D, IR, 1080p

Operating Instructions



Dear Customer

Thank you for purchasing this product. For optimum performance and safety, please read these instructions carefully before connecting, operating or adjusting this product. Please keep this manual for future reference.

FEATURES

- Each set includes one transmitter and one receiver.
- Allows HDMI Audio/video Signals and IR to be transmitted over a 60m single Cat5e/6 cable (UTP cable).
- Use single Cat5e/6 cable to substitute HDMI cable to achieve long distance transmission, cat5e/6 cable follows the standard of IEEE-568B.
- Transmission distance reaches up to 60 meters under the video format of 1080P.
- Auto-adjustment of feedback, equalization and amplify.
- Signaling rates up to 2.25Gbits at 1080p.
- With Infrared control signal passing through function.
- Support 3D video format.

NOTICE

Our company reserve the right to make changes in the hardware, packaging and any accompanying documentation without prior written notice.

TABLE OF CONTENTS

- Specifications
- Package Contents
- Panel Descriptions
- Connecting and Operating
- Typical Application
- Maintenance
- Product Service
- Warranty

SPECIFICATIONS

Operating Temperature Range	-5 to +35°C(+23 to +95°F)
Operating Humidity Range	5 to 90%RH (No Condensation)
Input Video Signal	0.5-1.0 Volts P-P
Input DDC Signal	5 volts p-p(TTL)
Support Video Format	DTV/HDTV:480i/576i/480P/576P/720P/1080i/1080P 3D video format
Video Output	HDMI
Support Audio Format	DTS-HD Master Audio、Dolby true-HD etc.
Transmission Distance	1080P 8-bit 60m(Maximum); over CAT5E/CAT6 /24AWG/Solid(recommend to use 23AWG Cat6 cable)
Power consumption	3watts(Maximum)
Dimension (L×W×H)	115x70x35mm
IR wavelength &frequency	Wavelength:940nm,frequency 38kHz
Net Weight	260g(Pair)

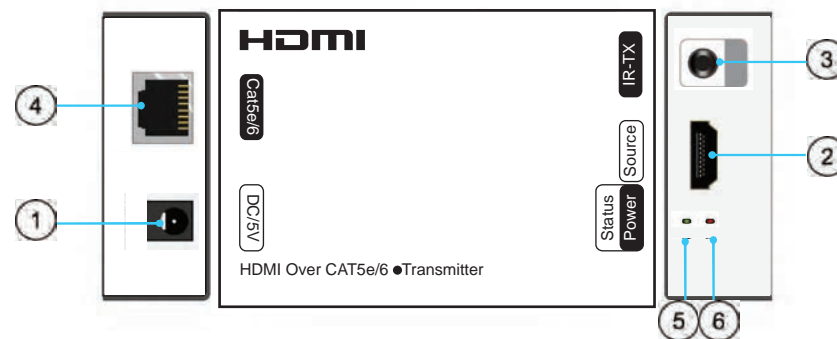
Note1: Specifications are subject to change without notice. Mass and dimensions are proximate.

PACKING CONTENTS

- 1) Main Unit. HDMI Extender
- 2) Operating Instructions
- 3) IR TX unit (IR emitter cable)
- 4) IR RX unit (IR receiver cable)
- 5) Power adapter DC 5V 1A x2PCS


PANEL DESCRIPTIONS

Transmitter



- 1. DC5V Power.
- 2. HDMI input.
- 3. IR-TX.
- 4. Cat5e/6 output port.
- 5. Status of Signals connections.
- 6. Status of Power Input.

Receiver



- 1. DC5V Power.
- 2. HDMI output.
- 3. IR-RX.
- 4. Cat5e/6 input port.
- 5. Status of Signals connections.
- 6. Status of Power Input.